



展台搭建服务
Construction Services

3.1. Notes to Standard Booth Construction

3.1.1. Standard booth sketch



3.1.2. Basic configuration of standard booths

Item	≤9m ²	18m ²	27m ²	36m ²
Fascia (Add another one for the booths at the corner)	1	2	3	4
The Information Desk	1	2	3	4
White folding chair	2	4	6	8
Wastepaper basket	1	1	2	2
500 W single-phase socket	1	2	3	4
Long-arm spotlight	2	4	6	8
Exhibition carpet	9m ²	18m ²	27m ²	36m ²

Notes:

- A. The name of the exhibitor on the fascia board shall be written in accordance with the contents of the "Form 1: Standard Fascia Board Description Declaration Form" filled out by the exhibitor, and the fascia board content shall not be changed without approval.
- B. In addition to basic facilities, exhibitors can fill in "Form 2: Application Form for Leasing Exhibits and Audiovisual Lighting Equipment" if they need to rent other facilities.
- C. All standard booth building materials and exhibition appliance are provided by the home operating service provider. As all materials are only for rental purpose, exhibitors should take care of exhibition boards, exhibition appliances and exhibition facilities. It is strictly forbidden to install metal spikes, cutting, painting and drilling on exhibition boards and exhibition appliances. Painting shall be prohibited on the exhibition board, no destructive tape paper and glue shall be attached to the self-prepared promotional materials. If exhibitors violate the regulations, they will be fully responsible for all the consequences.
- D. It is not allowed to disassemble exhibition shelves and exhibition appliances without approval; it is not allowed to hang heavy objects and picture frames directly on the exhibition boards; it is not allowed to connect self-contained exhibition shelves to the allocated exhibition shelves in order to prevent the collapse of exhibition shelves.
- E. The 220V/5A single-phase socket provided in the booth can only connect TV, computer, mobile phone charger, etc. It is strictly forbidden to be used for machine connection and lighting connection.
- F. All containers and storage items must be moved out of the booth before the exhibition and stored in designated empty container storage places.


3.2. Standard booth upgraded service

Exhibitors who apply for standard booths will be provided with free booth construction (see 1.1 for style and content). If they feel that the booth is not suitable for their own needs, the exhibitors can pay additional fees to the exhibition contractor to upgrade the booth. The exhibition contractor provides the following upgrading schemes for exhibitors to choose from:

3.2.1. Booth Upgrade and Height-Increase Category



Configuration: Increase by 1-m signboard on the basis of the original stand, including the sign KT board and two spotlights. Each signboard will be charged additional RMB 300



Configuration: Increase by 1-m oblique shape signboard, side board and arc lamp post on the basis of the original stand, including KT signboard and two shooting lamps. RMB 550 will be charged additional per signboard and RMB 800 per lamp post.




Configuration: Increase by 1-m signboard on the basis of the original stand, including the sign KT board and two spotlights. Each signboard will be charged additional RMB350




Configuration: Increase by 1-m signboard, side board and arc stand post on the basis of the original stand, including KT signboard and two shooting lamps. RMB 500 will be charged additional per signboard.



Configuration: On the basis of the original stand, the facade is changed to 80-m3 pillars, and the 1-m shape signboard, side board and arc lamp box are increased, including the signboard KT board and two shooting lamps. RMB 550 is additionally charged for each signboard and RMB 200 for each lamp box.



Configuration: On the basis of the original stand, the facade is changed to 80-m3 pillars, with 1-m shape signboard and side board, including signboard KT board and two spotlights. RMB 400 is additionally charged for each signboard.



Configuration: On the basis of the original stand, the facade is changed to 80-m3 pillars, and the 1-m oblique shape signboard and side board are increased, including KT signboard and two shooting lamps. RMB 500 is additionally charged for each signboard.




Increase by 1-m shape signboard, change both front sides to 80-m3 light-emitting pillar, including signboard KT board and two shooting lights. RMB 450 is additionally charged for each sign.


3.3. Simple custom-built booth service



Area: 18 square meters
Configuration: 80-m3 aluminum profile structure, signboard, picture logo, TV, lighting, power socket, negotiation table, chair, carpet
Reference price: RMB 9,800




Area: 18 square meters
Configuration: 80-m3 aluminum profile structure, signboard, picture logo, TV, lighting, power socket, negotiation table, chair, carpet
Reference price: RMB 10,800




Area: 18 square meters
Configuration: Aluminum profile structure, signboard, picture logo, TV, lighting, power socket, negotiation table, chair, carpet
Reference price: RMB 8,800



Area: 18 square meters
Configuration: Aluminum profile structure, signboard, picture logo, TV, lighting, power socket, negotiation table, chair, carpet
Reference price: RMB 9,800




Area: 18 square meters
Configuration: Aluminum profile structure, signboard, picture logo, TV, lighting, power socket, negotiation table, chair, carpet
Reference price: RMB 6,800



Area: 18 square meters
Configuration: 80-m3 aluminum profile structure, signboard, picture logo, TV, lighting, power socket, negotiation table, chair, carpet
Reference price: RMB 6,800



Area: 36 square meters
Configuration: Aluminum profile structure, signboard, picture logo, TV, lighting, power socket, negotiation table, chair, carpet
Reference price: RMB 13,800




Area: 36 square meters
Configuration: Aluminum profile structure, signboard, picture logo, TV, lighting, power socket, negotiation table, chair, carpet
Reference price: RMB 14,800



Area: 36 square meters
Configuration: Aluminum profile structure, signboard, picture logo, TV, lighting, power socket, negotiation table, chair, carpet
Reference price: RMB 15,800



Area: 36 square meters
Configuration: Aluminum profile structure, signboard, picture logo, TV, lighting, power socket, negotiation table, chair, carpet
Reference price: RMB 16,800



Area: 36 square meters
Configuration: Aluminum profile structure, signboard, picture logo, TV, lighting, power socket, negotiation table, chair, carpet
Reference price: RMB 12,800



Area: 36 square meters
Configuration: 80-m3 aluminum profile structure, signboard, picture logo, TV, lighting, power socket, negotiation table, chair, carpet
Reference price: RMB 16,800

If the above upgrading scheme does not meet your requirements, please call the exhibition contractor to consult more scheme and design services.

Details of upgraded booth design can be consulted:

Guangdong Hongjin Exhibition Co., Ltd.

Company Address: F5, Building E, Xinhou Street Industrial Innovation Park, Jixiang Road,
Houjie Town, Dongguan City

Post Code: 523000

Tel: +86-0769-22996328/85899118

Fax: +86-0769-22996378

Contact Person:

Pavilion No.	Contact Person	Tel	E-mail
Halls 1 and 3	Zheng Ruibo	139 2291 5711	hzzl328@163.com
Halls 4 and 5	Huang Zhipeng	159 9983 2633	hzzl328@163.com
Halls 6 and 7	Liao Yanming	134 2785 3375	hzzl328@163.com

Detailed design of special booth can be consulted:

Beijing Pico Exhibition Display Service Co., Ltd.

Address: Pico Creative Center, No. 3, Shunxing Road, Shunyi District, Beijing

Post Code: 101300

Tel: +86-10-89414300/89414200

Fax: +86-10-84847957

Guangdong Hongjin Exhibition Co., Ltd.

Address : The factory back to No. 39, the South side of East Convention
& Exhibition Road, Houjie Town, Dongguan City

Tel: 0769-22996328

Contact Person: Zhan Jianbo

Mobile phone: 159 2049 5911

Website: www.dghjzl.com

E-mail: 405338980@qq.com

Dongguan Jiahua Decoration Co., Ltd.

Address : Jiahua Decoration F5, Building E, Chuji Leather Market of Jixiang Road,
Houjie Town, Dongguan City

Tel: 0769-85899118 85899738


Contact Person: Li Zhiguang

Mobile phone: 135 3285 3600

Website : www.jhzs.net

Email : 42930473@qq.com

3.4.Introduction to exhibition appliance leasing project



标准展板



咨询桌



四方桌



玻璃圆桌



白折椅



铝椅




吧椅



高饰柜




矮饰柜



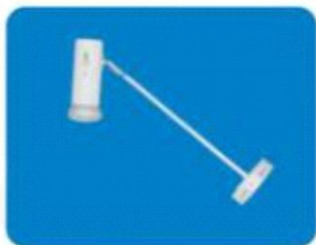
展示挂网



平通门



层板



长臂射灯



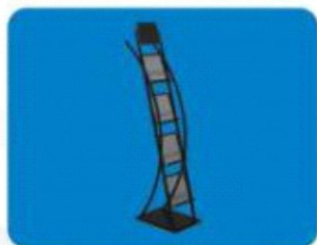
广告射灯



金属射灯



照明灯



资料架



衣通



饮水机




冰箱



电脑



电视机



插座



地毯

3.5. Notes to Construction of Special Decoration Booth (Only for raw-space exhibitors)

3.5.1. Procedure for special decoration booth construction application

Raw-space exhibitors must follow the following application procedure if they build the booth by themselves or authorized to the professional builder:

Step 1: The exhibitors or builders shall provide the following documents to the home operating service provider:

1. Builder qualification certificates (with the registered capital above RMB 500,000):

- 1) A copy of the business license;
- 2) Letter of attorney of legal person;
- 3) Exhibition construction performance certification.

2. Related service forms:

- 1) Form 1: Application Form for Construction Management Projects.
- 2) Form 2: Application Form for Construction of Custom-built Booth.
- 3) Form 3: The Safety Liability Guarantee for Custom-built Booth Exhibitors
(Completed by the exhibitor) the original document shall be submitted.
- 4) Form 4: Power of Attorney for Construction of Custom-built Booth:
(Completed by the exhibitor) the original document shall be submitted.
- 5) Form 5: The Safety Liability Guarantee for Custom-built Booth Construction:
the original document shall be submitted.

3. Booth design scheme (all drawings shall be marked with booth number and name of exhibitor):

- 1) Colour rendering: Send the printed version in triplicate and an electronic copy;
- 2) Booth plane graph: Send the printed version in triplicate and an electronic copy; marked with dimensions, adjacent booth numbers and machine placement (if any);
- 3) Booth vertical view: Send the printed version in triplicate and an electronic copy, marked with booth height;
- 4) Booth construction drawing: Send the printed version in triplicate and an electronic copy; marked with dimensions and lifting point position (if any);

Step 2: The home operating service provider issues order to exhibitors or builders in line with submitted documents by email.

Step 3: After receiving the order, the exhibitor or builder should sign the order and send it to the principal office of each pavilion by email. Payment should be arranged according to the amount of the order and bank information. If the order is sent by wire transfer, please scan the remittance bill and email at the same time. In order to facilitate the invoice issuance and timely return of deposits submitted, please state the following information in email:

1. Invoice title;
2. Deposit refund information: Company name, bank name, account number, 12 large-amount payment code, contact phone and mobile phone.

Step 4: After confirmation of payment, order confirmation will be completed and the booked items will be provided on site.

Notes:

1. The custom-built exhibitors or builders shall go through the approval procedure with the documents to the home operating service provider by March 1, 2019. Construction management fee, construction certificate fee, construction vehicle certificate fee, construction deposit and other fees should be paid in full at the same time before site construction can be carried out. Otherwise, no entry will be allowed.
2. Overdue orders may be unable to be serviced due to insufficient reserve of the pavilion. Please indicate booth number and exhibitor's name in incoming and outgoing mail or documents for convenience of inquiry.

3.5.2. Approval procedure for custom-built booth construction

1. The organizer of PRINT CHINA 2019 appoints Beijing Pico Exhibition Display Service Co., Ltd (Halls 1, and 3) and Guangdong Hongjin Exhibition Co., Ltd (Halls 4, 5, 6, and 7) as the home operating service providers, responsible for approving the custom-built booth drawings of their receptive halls. Guangdong Hongjin Exhibition Co., Ltd is responsible for approving the drawings of all standard booths.
2. The onsite construction shall only be started after the effect drawing of all custom-built booths shall be approved by the organizer and home operating service providers. If the building is built without permission, the organizer has the right to order it to be demolished, and the loss caused by it will be borne by the exhibitors themselves.
3. If a double-deck exhibition booth is to be built, all drawings of the double-deck structure exhibition booth submitted for examination shall be stamped with national first-class engineering qualification certification and the structural audit report. The original report shall be submitted to the home operating service provider for approval. Construction shall only be commenced upon the approval.
4. Please refer to "Pavilion Approval Procedure" for the drawings that need to be submitted.

Special statement:

The following rules are binding on all exhibitors and builders. The organizer, home operating service providers and related competent reserve the right to re-examine or entrust a third party to review and modify the design drawings submitted by exhibitors and builders. All booth preparation and construction work must be approved by the home operating service provider before implementation. The organizer has the right to dismantle or alter any unapproved booth decoration, and the exhibitors themselves are responsible for the expenses and consequences incurred.

3.5.3. Raw Space Booths Construction Management Regulations

1. The builder shall design according to the regulations of exhibition construction management, submit construction drawings for examination and verification, and pay construction management fees and construction deposits.
2. All custom-built booths in Hall 1 and Hall 3 shall meeting the following height limitation requirements: single-dock booth 5m, double-dock booth 6m, the area of the second floor booth should not exceed one third of the area of the first floor.
All custom-built booths in the first floor of Hall 4A and Hall 5–Hall 7 shall meeting the following height limitation requirements: single-dock booth 4.5m, Second floor booth is prohibited.
All custom-built booths in the second floor of Hall 4A and Hall 5–Hall 7 shall meeting the following height limitation requirements: single-dock booth 5m, Second floor booth is prohibited.
All custom-built booths in Hall 4B shall meeting the following height limitation requirements: single-dock booth 5m, double-dock booth 6m, the area of the second floor booth should not exceed one third of the area of the first floor.
3. The construction staff and the exhibitors must wear a helmet when entering the exhibition venue, and construction personnel must use a safety belt during high-altitude operations.
4. Open flame operation is not allowed in the hall. No flammable, explosive, toxic and corrosive substances are allowed to be brought into the exhibition hall.
5. All building, exhibition materials and decoration materials must be flame retardant materials, and should comply with fire protection requirements and corresponding measures. It is forbidden to use elastic cloth, curtain cloth, yarn products and other kinds of knitted cotton fabric decoration booths.
6. All booths are not allowed to use the hanging structure of the pavilion structure. Exhibitors and builders should pay attention to this provision during the design of the booth.
7. All exhibitors or their builders should clean the booth and clean up all garbage or entrust professional cleaning companies to keep the booth clean before the exhibition commences.
8. Construction shall meet the following requirements
 - A) Carpets or other suitable materials must be laid on the floor of the booth. Attention should be paid to the rationality of the design to avoid the personal injury caused by the difference between the platform and the ground.
 - B) No booth structure or exhibits shall exceed the boundaries of the booth. Including: The company name, logo light box and poster of the exhibitors.
 - C) Exhibitors are responsible for providing their own exhibition walls, and may not use the back of the wall panels of adjacent exhibition booths as their own wall panels. Exhibitors' names and logos shall not be displayed on the back or side panels of adjacent booths.
 - D) If the backplane part facing the adjacent booth is higher than the adjacent booth, it should be sealed with white board, in a smooth and clean manner. The organizer reserves the right to adjust and dismantle the design and construction of non-conforming booths.

- E) No nailing or drilling shall be allowed on the floor, pillars or walls of the pavilion, whether for the purpose of building or assembling exhibits. It is strictly forbidden to use adhesives and stickies for any decoration on the floor of the pavilion, the pillars or walls of public passages. Exhibitors will be responsible for the losses caused by improper actions of their staff or their authorized builders.
- F) The use of glass materials to decorate exhibition booth must use toughened glass, to ensure the strength and thickness of glass (curtain wall glass thickness is not less than 8mm). The installation method of glass should be reasonable and reliable. Metal frames or professional hardware must be made for glass installation. Elastic materials should be used as cushions between frames and hardware and glass materials to ensure the safety of glass use. Large-sized glass materials should be clearly marked to prevent breakage and injury. If the glass platform is used, the supporting columns and walls of the structure must be fixed under the platform, and the exhibition platform structure should not be erected directly above the smooth glass surface, to ensure a stable structure.
- G) Seamless steel pipes with diameters of 100 mm and welded chassis at the bottom and flange at the top should be used to increase the contact area of the joints to ensure the firmness of the booth structure.
- H) The landing width of the main wall of the exhibition booth structure should not be less than 120mm to ensure the contact area between the wall and the ground, and to ensure the overall stiffness and stability of the exhibition platform, the top of the large-span wall and the steel frame structure over 6m should be connected by cross beams, and the bottom should be supported by columns.

9. Booth decoration and boundary

- A) All booths and national pavilions must be clearly divided according to the area stipulated in the contract, and carpets or floors must be laid. Except for island booths (four-sided booths) and national pavilions, all booths must be composed of one back panel and two side panels. Corner booths (two-sided booths) should have one back and one side; Peninsular booths (three-sided booths) should have only one back. The adjacent booths should also be separated by wallboards.
- B) Exhibitors shall neither display, hang or distribute any exhibits, materials, furniture or products outside their booths, nor extend the structure and decoration of their booths beyond the boundaries of the booths.
- C) Exhibitors are not allowed to hang or paste various promotional ornaments and other articles in public areas without the permission of the organizer.
- D) Buildings in the exhibition booth shall not obstruct the normal operation of the indoor fire control system, air conditioning outlets and ventilation ports of the exhibition hall. All entrances and exits of the exhibition hall shall be kept open and unobstructed. Buildings or exhibits shall not obstruct the various channels and doors of the exhibition hall prescribed by the organizer or fire control regulations. In case of violation, the organizer and fire department have the right to carry out on-site rectification. The exhibitor will bear the cost arising therefrom.
- E) A minimum distance of 1.2m (4 ft) must be maintained between the opening of the door of any temporary structure and fire hydrants, motors, mechanical lifts and alarm bells. In order to facilitate safety inspection, the back of the booth should be kept at least 60cm away from the wall of the hall.
- F) The organizer suggests: In order to ensure the overall visual effect of the exhibition, all exhibition halls should consider the layout of the exhibition booth, without hindering the view of other exhibition booths in the exhibition hall.
- G) If the designated home operating service provider considers that the back or side panels in the booth design hinder the passage and the main doors of the exhibition hall, the designated home operating service provider reserves the right to require it to change, modify, reduce or shorten the size of the back or side panels. In addition, wall panels for other exhibitors or public areas should meet the quality requirements approved by the organizer.

10. Paints and coatings

During the construction and move-out period, painting and spraying of exhibits and exhibition materials are not allowed in the exhibition hall. Only when all the safety measures are in place during the move-in period, can small area re-painting is allowed. It is strictly forbidden to use any paint or paint which has irritating odor and does not conform to environmental protection and safety for the decoration of the exhibition booth.

11. Safety protection includes:

- A) Paint in a ventilated place;
- B) Use non-toxic paint;
- C) Lay plastic anti-paint cloth on cement floor;
- D) No painting is allowed near the vertical building (i.e. wall) of the exhibition hall;
- E) Do not wash paint materials in or near the exhibition hall.

12. Regulations for the Construction of Double-deck Exhibitors

In addition to the aforementioned requirements, the construction and application of double-deck exhibition booths must meet the following requirements:

- A) Double-deck exhibition booths must be designed to be installed and dismantled within a specified time frame. The upper floor should not cross the aisle of the exhibition hall. Do not obstruct, block fire fighting system, air conditioning system, mechanical ventilation fire safety equipment, water hose cabinet, fire alarm handle, indoor lighting fastening device and monitoring system, and among others.
- B) The railings shall not be lower than 1.05m. The handrails and the top of the railings should be made into circular arcs.
- C) Carrying capacity
- ◆ Ceiling strength: When it is used to withstand ordinary visitor flow, conference, product promotion or storage space, the upper booth has a minimum carrying capacity of 5 kN/square meter. In line with the Part III of DIN1055, higher load-carrying capacity is required within the above range. According to the provisions of DIN 1055, the carrying capacity is allowed to be reduced to 2 kN/square meter under the following circumstances.
 - ◆ The upper booth is used as office and corridor, where the staff will not stay for a long time. Stairs are not open to the public and marked clearly.
 - ◆ Staircase strength: All staircases must be constructed in accordance with the DIN18065 standard, and the carrying capacity should reach 5 kN/square meters.
 - ◆ Strength of railing/pillar: The design of railings and pillars shall ensure that they can withstand the horizontal force of 1 kN/square meter.
- D) Fire prevention requirements
- ◆ The escape route from the farthest point of the upper booth to the aisle should be less than 25m.
 - ◆ The area of the upper booth shall not exceed 1/3 of the area of the first floor. A straight staircase shall be installed and spiral staircase are not allowed. The space under and beside the stairway pedals should not be used for stacking or installing shelves.
 - ◆ Closed ceilings or canopies shall not be installed on the upper booth. Standard metal grids can be used, and the open area should not be less than 50%.
 - ◆ The outside exhibition hall should be clearly visible from any compartment or inner area of the booth.
 - ◆ If necessary, the organizer has the right to require the exhibitor to add additional safety or fire protection measures until the final approval of the entire booth is obtained.
 - ◆ Each double-deck booth shall be equipped with at least one security officer responsible for fire prevention and evacuation.

13. Booth cleaning

- A) Exhibition arrangement period: During the construction of the exhibitors and builders, the light domestic waste can be placed in the corridor. The large construction waste generated by the construction must be removed to the designated garbage storage place outside the exhibition hall.
- B) Exhibition period: During the exhibition period, the organizer will be responsible for cleaning the corridors before the opening ceremony and before the opening of the exhibition every day, but the exhibitors shall be responsible for maintaining the neatness of their booths at any time. After closing the exhibition every day, the exhibitor should put the garbage in the corridor.
- C) Exhibition withdrawal period: After the end of the exhibition, exhibitors/builders need to completely dismantle all equipment and booth structure in the booth, and remove garbage from the booth. In case of malicious abandonment, the home operating service provider has the right to deduct all construction deposits.

14. Booth demolition

- A) Only after the end of the exhibition can the demolition of the booth begin; exhibitors need to complete the withdrawal within a specified time and restore the original appearance of the booth ground.
- B) In case of beyond the deadline, the organizer will have the right to dismantle and store these items at its own discretion until the exhibitors claim them. The costs of demolition and storage, as well as the risks of theft, loss and damage, are borne by the exhibitors.
- C) After the demolition of the exhibition stand, it is necessary to notify the relevant staff and check the correctness before leaving the exhibition hall. Otherwise, the adverse consequences will be borne by the exhibitors or builders.

15. Damage to the hall caused by the exhibitor or builder

When the exhibition is concluded, the booth, including the ground, must be restored to its original appearance.

Exhibitors must be responsible for the damage to the buildings and facilities of the exhibition hall and the damage to the ground caused by the leakage of oil contamination. The related fees will be deducted from the deposit of the booth. If the deposit is insufficient to pay the compensation, the home operating service provider will recover the insufficient part from the exhibitors.

16. Fire control

- A) No inflammable or explosive decoration materials or processing materials shall be used.
- B) A fire extinguisher shall be provided per 50 square meters in the booth.
- C) Fire protection channels and facilities should be kept open at all times.
- D) Smoking is strictly prohibited in the pavilion, including public access, office in the booth or in the booth.
- E) Any exhibitor, and its contractor, staff, agent, and service staff shall observe the Fire Protection Law of the People's Republic of China, the fire safety regulations promulgated by the fire department of Dongguan City, organizer, the home operating service providers and Guangdong Modern International Exhibition Center.
- F) When finding a fire, regardless of the severity, anybody shall immediately activate the fire alarm system, notify the onsite staff in a timely manner, do the utmost to put out the fire or control it and withdraw all substances near the fire as soon as possible.
- G) Packing materials or brochures cannot be stored in the baffle of the exhibition booth and other special service areas. Fire-fighting corridors inside and around the hall must be kept unobstructed.
- H) The following circumstance must be approved in writing by Fire Department of Dongguan City:
 - ◆ demonstrate and operate heating, barbecue oven, heating or open flame appliances, candles, lanterns, torches, welding equipment or other smoke-generating materials during the exhibition.
 - ◆ Demonstrate and operate any electrical, mechanical or chemical equipment that may be considered dangerous. If you have any questions or equipment may be identified as dangerous, please report to the relevant departments for approval.
 - ◆ The use of toxic or dangerous materials is strictly prohibited, including: Flammable liquids, compressed gases or dangerous chemicals; small balloons and large advertising balloons are strictly prohibited from hanging in the booth.
 - ◆ The exhibition booths should be equipped with sufficient fire extinguishers and other fire fighting equipment, subject to Regulations of Fire Department, Dongguan City.

17. Local regulations

- A) Respecting and abiding by local laws is the responsibility of exhibitors and builders, especially safety and fire protection regulations, as well as local administrative regulations and systems.
- B) The organizer has been authorized to enforce the rules in the exhibition venue and has the right to take necessary action in case of any non-compliance found.

18. Other matters

- A) For other matters, please refer to the instructions in the application forms.
- B) Exhibitors should fill in all required forms and apply for the exhibition in strict accordance with the stipulated time, otherwise the requested requirements cannot be met.
- C) Exhibitors and builders should abide by the rules and regulations made by the organizers, home operating service providers and pavilions.
- D) The exhibitor or builder shall be responsible for the compensation of the damaged cabinets caused by the rolling of vehicles or man-made damage during the period of equipment transportation, exhibition arrangement and withdrawal (the price shall be subject to the stipulations of the exhibition hall).